

2011

Conthey, le 05.05.2011

## I. FRAISES

### 1. Surfaces et récolte

| Années      | SUISSE, y.c. zone |         |
|-------------|-------------------|---------|
|             | ha                | Récolte |
| 2000        | 440.1             | 5111    |
| 2001        | 429.5             | 5101    |
| 2002        | 413.7             | 4980    |
| 2003        | 410.3             | 5131    |
| 2004        | 412.8             | 5803    |
| 2005        | 433.5             | 5724    |
| 2006        | 433.5             | 5423    |
| 2007        | 418.5             | 5795    |
| 2008        | 418.3             | 5181    |
| 2009        | 421.5             | 5250    |
| 2010        | 424.8             | 5679    |
| <b>2011</b> | <b>444.4</b>      |         |

| VALAIS          |             |            |             |            |              |
|-----------------|-------------|------------|-------------|------------|--------------|
| Suisse Garantie |             |            |             |            |              |
| Total           | plaine      | montagne   | remontant   | bio        | Récolte (to) |
| 67.8            | 58.2        | 6.5        | 3.1         |            | 1080         |
| 59.0            | 49.9        | 5.3        | 3.8         |            | 900          |
| 52.6            | 39.2        | 4.8        | 8.6         |            | 750          |
| 52.7            | 33.9        | 3.5        | 15.3        |            | 950          |
| 51.4            | 35.6        | 4.4        | 11.4        |            | 950          |
| 53.0            | 35.0        | 3.8        | 14.2        |            | 775          |
| 44.8            | 33.3        | 2.9        | 6.1         | 2.5        | 670          |
| 43.8            | 29.8        | 4.6        | 6.4         | 3.0        | 760          |
| 42.5            | 26.6        | 3.5        | 9.6         | 2.8        | 700          |
| 43.6            | 25.2        | 2.2        | 11.5        | 4.7        | 720          |
| 45.5            | 26.6        | 2.0        | 13.1        | 3.8        | 795          |
| <b>49.3</b>     | <b>34.2</b> | <b>2.4</b> | <b>12.7</b> | <b>7.7</b> |              |

### Mode de culture avancée

| Années      | SUISSE       |               |              |             | VALAIS       |             |             |             |
|-------------|--------------|---------------|--------------|-------------|--------------|-------------|-------------|-------------|
|             | tunnel       | pl. terre     | s/substrat   | montagne    | tunnel       | pl. terre   | s/substrat  | montagne    |
| 2003        | 61.64        | 133.63        | 19.58        | 14.36       | 26.26        | 2.90        | 0.43        | 3.50        |
| 2004        | 50.00        | 164.23        | 21.74        | 11.40       | 21.86        | 3.50        | 1.46        | 4.40        |
| 2005        | 49.22        | 154.69        | 27.22        | 8.85        | 22.21        | 2.90        | 1.30        | 3.80        |
| 2006        | 52.20        | 171.70        | 31.72        | 7.75        | 18.60        | 5.85        | 2.26        | 2.85        |
| 2007        | 47.46        | 127.28        | 32.32        | 12.37       | 16.93        | 0.00        | 1.96        | 4.60        |
| 2008        | 49.12        | 112.35        | 30.16        | 7.86        | 19.35        | 0.00        | 1.47        | 3.50        |
| 2009        | 50.66        | 156.35        | 38.05        | 7.17        | 19.46        | 2.70        | 4.90        | 2.20        |
| 2010        | 26.32        | 157.74        | 55.04        | 6.29        | 16.54        | 5.45        | 3.76        | 2.00        |
| <b>2011</b> | <b>47.90</b> | <b>147.90</b> | <b>61.60</b> | <b>7.00</b> | <b>15.13</b> | <b>2.60</b> | <b>4.80</b> | <b>2.35</b> |

## 2. Réglementation de l'importation

|                            |   |
|----------------------------|---|
| Phase administrée          | du 15.5 au 31.8                                   |
| <b>Réglementation 2010</b> | <b>Importations au TC<br/>jusqu'au 14.05.2011</b> |
| THC                        | 510.--/100 kg brut                                |
| THC 1)                     | 450.--/100 kg brut                                |
| TC                         | 3.--/100 kg brut                                  |

## 3. Prix indicatif départ (CP BAIES CH 04.05.2011)

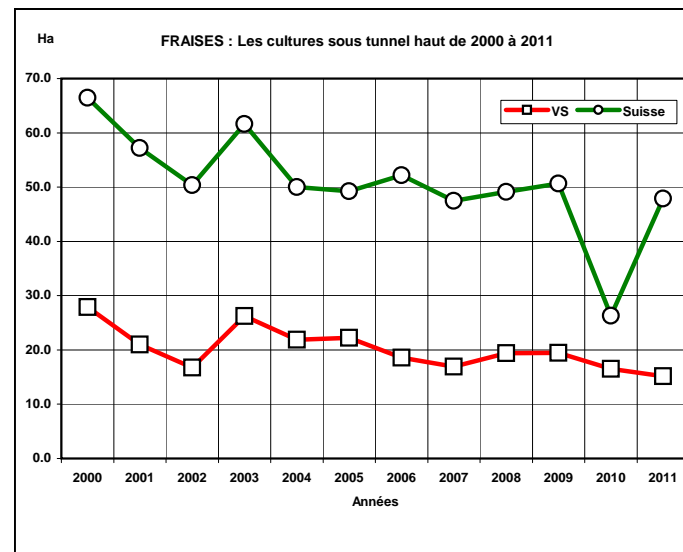
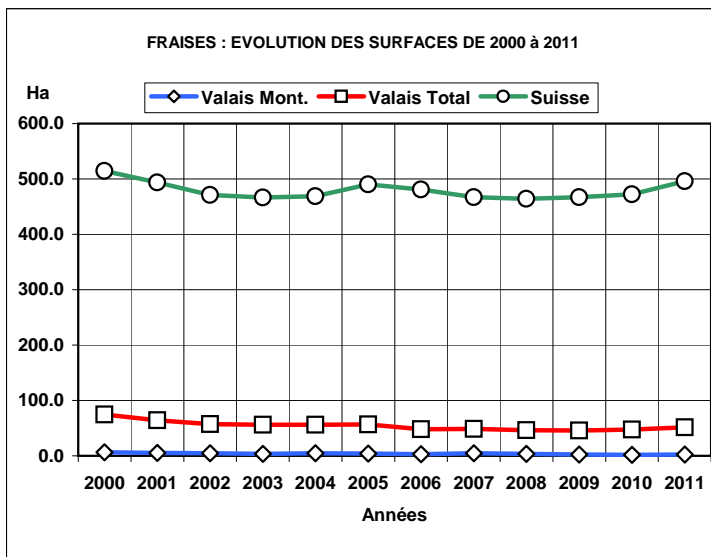
|                    | emballage perdu                                |   |  |   |
|--------------------|--|---|--|---|
|                    | kilo   |   | cadre  |   |
|                    | ouverts (panier sans flow-pack/sans couvercle) | emballés (panier avec flopack ou couvercle) | ouverts (panier sans flopack/sans couvercle) | emballés (panier avec flopack ou couvercle) |
| <b>barq. 500 g</b> | <b>7.40</b>                                    | <b>7.800</b>                                | <b>37.00</b>                                 | <b>39.00 (5 kg)</b>                         |
| <b>barq. 250 g</b> | <b>9.00</b>                                    | <b>9.750</b>                                | <b>36.00</b>                                 | <b>39.00 (4 kg)</b>                         |

F \ IFELV \ CENTRES DE PRODUITS \ CP PETITS FRUITS 2011 \ Fraises\Expéditeurs\Info Commerces Surfaces fraises.doc CPxls



## Surfaces de cultures de fraises 2010

|                |       | 2000  | 2001  | 2002  | 2003  | 2004   | 2005  | 2006  | 2007  | 2008  | 2009  | 2010  | 2011         |
|----------------|-------|-------|-------|-------|-------|--------|-------|-------|-------|-------|-------|-------|--------------|
| Valais         | Mont. | 6.5   | 5.3   | 4.8   | 3.5   | 4.4    | 3.8   | 2.9   | 4.6   | 3.5   | 2.2   | 2.0   | <b>2.4</b>   |
|                | Total | 67.8  | 59.0  | 52.6  | 52.7  | 51.4   | 53.0  | 44.8  | 43.8  | 42.5  | 43.6  | 45.5  | <b>49.3</b>  |
| Suisse         |       | 440.1 | 429.5 | 413.7 | 410.3 | 412.81 | 433.5 | 433.5 | 418.5 | 418.3 | 421.5 | 424.8 | <b>444.4</b> |
| Autres régions |       | 372.3 | 370.5 | 361.1 | 357.6 | 361.4  | 380.5 | 388.7 | 374.7 | 375.8 | 377.9 | 379.3 | <b>395.1</b> |



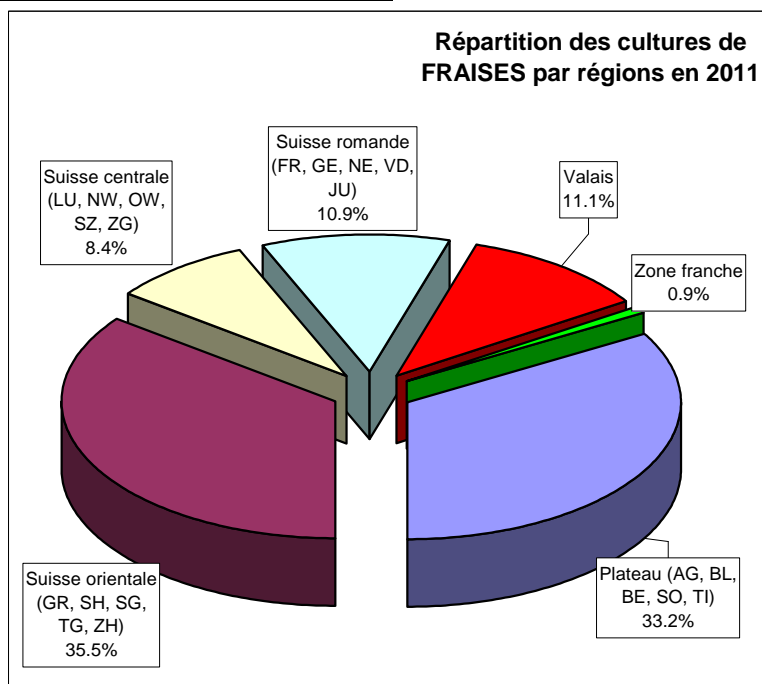
### Les cultures de fraises sous tunnel haut

|                | 2000  | 2001  | 2002  | 2003  | 2004  | 2005  | 2006  | 2007  | 2008  | 2009  | 2010  | 2011  |
|----------------|-------|-------|-------|-------|-------|-------|-------|-------|-------|-------|-------|-------|
| VS             | 27.88 | 20.97 | 16.76 | 26.26 | 21.86 | 22.21 | 18.60 | 16.90 | 19.40 | 19.46 | 16.54 | 15.13 |
| Suisse         | 66.47 | 57.18 | 50.39 | 61.64 | 50.00 | 49.22 | 52.20 | 47.50 | 49.12 | 50.66 | 26.32 | 47.90 |
| Autres régions | 38.59 | 36.21 | 33.63 | 35.38 | 28.14 | 27.01 | 33.60 | 30.60 | 29.72 | 31.20 | 9.78  | 32.77 |

### Surfaces de cultures de fraises : Répartition par régions

| Régions               | %      | Ha     |
|-----------------------|--------|--------|
| Plateau (AG, BL, BE)  | 33.2%  | 147.80 |
| Suisse orientale (GR) | 35.5%  | 157.80 |
| Suisse centrale (LU)  | 8.4%   | 37.20  |
| Suisse romande (FR)   | 10.9%  | 48.50  |
| Valais                | 11.1%  | 49.30  |
| Zone franche          | 0.9%   | 4.00   |
| Total                 | 100.0% | 444.60 |

**Graphique No 1**



AG, BL, BE, S  
43.5 21.5

GR, SH, SG, T  
16.6 1.8

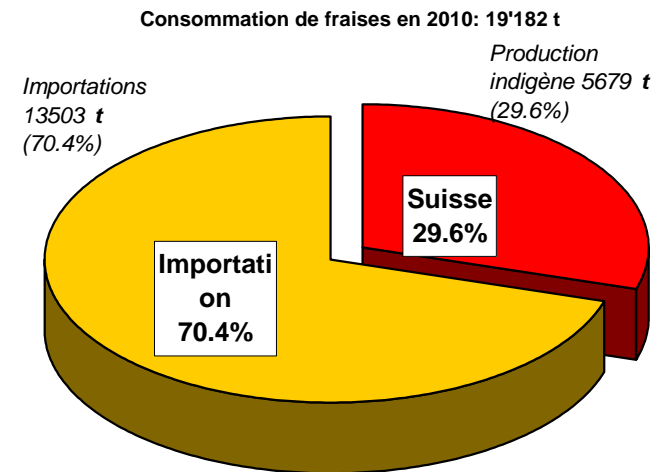
LU, NW, OW,  
27.8 0.5

FR, GE, NE, \  
13.3 11.2

### Part suisse en 2010

|             |       |       |       |
|-------------|-------|-------|-------|
| Suisse      | 29.6% | 5679  | 26.7% |
| Importation | 70.4% | 13503 | 63.5% |
|             |       | 19182 |       |

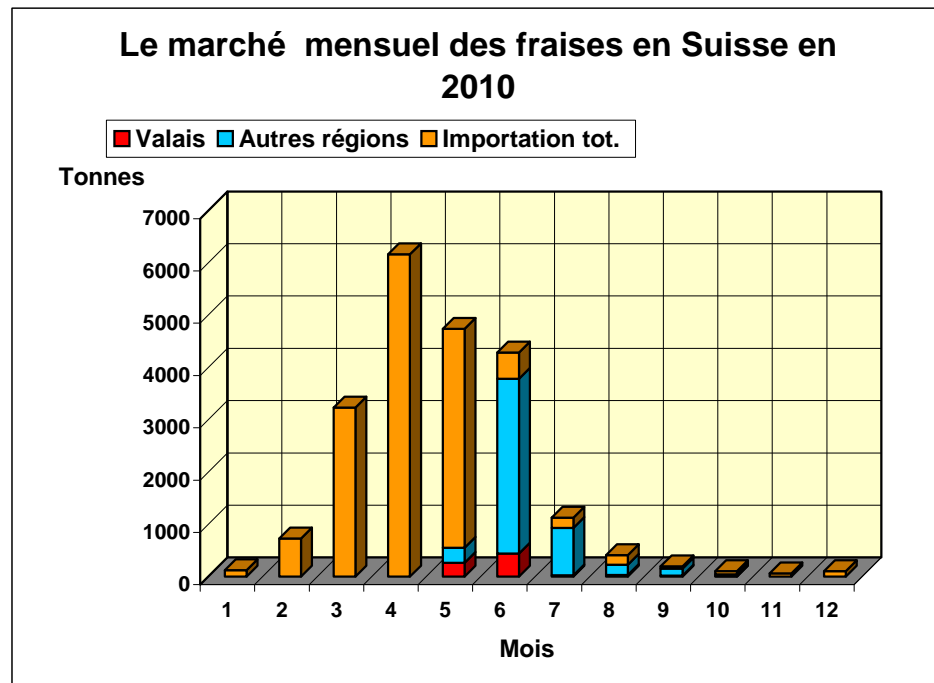
**Consommation: 20'041 t**



F \ IFELV \ CENTRES DE PRODUITS \ CP PETITS FRUITS 2011 \ Document . Xls \ Surface fraises

### Consommation mensuelle de fraises en Suisse en 2010

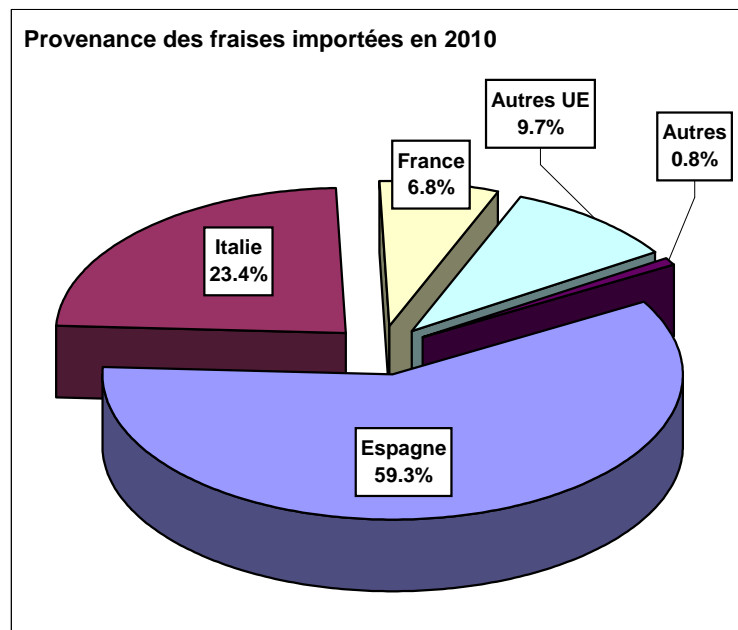
|                  | 1   | 2   | 3    | 4    | 5    | 6    | 7   | 8   | 9   | 10 | 11 | 12  |       |
|------------------|-----|-----|------|------|------|------|-----|-----|-----|----|----|-----|-------|
| Valais           |     |     |      |      | 265  | 442  | 27  | 30  | 19  | 12 |    |     | 795   |
| Autres régions   |     |     |      |      | 286  | 3339 | 900 | 194 | 134 | 31 |    |     | 4884  |
| Importation tot. | 124 | 730 | 3229 | 6160 | 4183 | 504  | 197 | 187 | 45  | 58 | 62 | 103 | 15582 |
|                  |     |     |      |      |      |      |     |     |     |    |    |     | 21261 |



**Provenance des fraises étrangères en 2010**

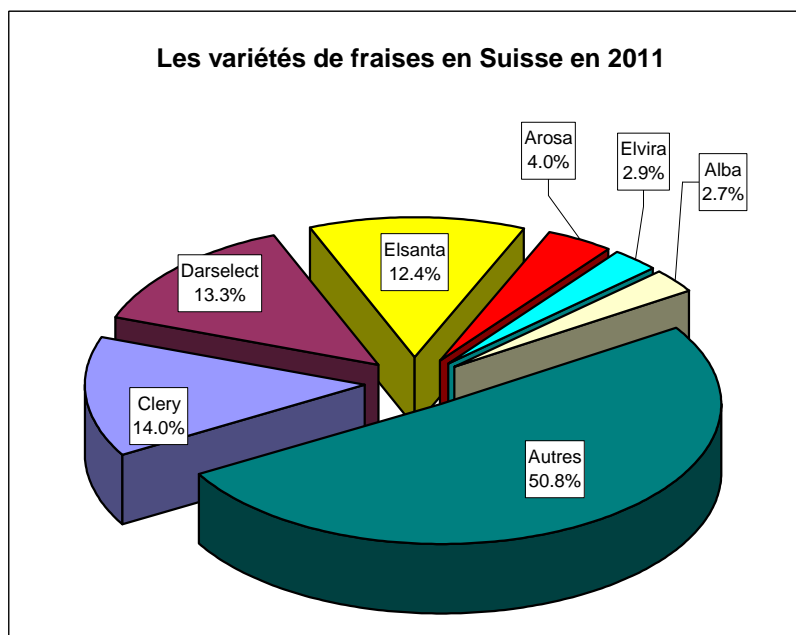
| Provenance | %             | to           |
|------------|---------------|--------------|
| Espagne    | 59.3%         | 8006         |
| Italie     | 23.4%         | 3159         |
| France     | 6.8%          | 919          |
| Autres UE  | 9.7%          | 1314         |
| Autres     | 0.8%          | 105          |
|            | <b>100.0%</b> | <b>13503</b> |

681  
58  
575  
1314



F \ IFELV \ CENTRES DE PRODUITS \ CP PETITS FRUITS 2011 \ Document . Xls \ Marché fraises

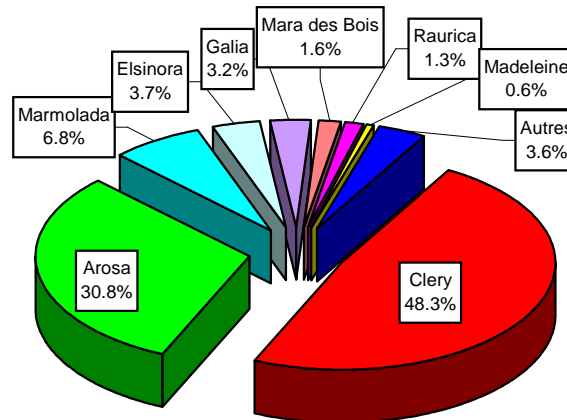
## Les surfaces de fraises par variétés



| SUISSE    |        |
|-----------|--------|
| Variétés  | %      |
| Clery     | 14.0%  |
| Darselect | 13.3%  |
| Elsanta   | 12.4%  |
| Arosa     | 4.0%   |
| Elvira    | 2.9%   |
| Alba      | 2.7%   |
| Autres    | 50.8%  |
|           | 100.0% |

| SUISSE       |                |               |
|--------------|----------------|---------------|
| Variétés     | %              | ha            |
| Clery        | 14.0%          | 62.30         |
| Darselect    | 13.3%          | 58.90         |
| Elsanta      | 12.4%          | 55.10         |
| Arosa        | 4.0%           | 17.60         |
| Elvira       | 2.9%           | 12.80         |
| Alba         | 2.7%           | 12.00         |
| Kimberly     | 2.0%           | 9.00          |
| Galia        | 2.0%           | 8.80          |
| Raurica      | 1.6%           | 7.00          |
| Sonata       | 1.4%           | 6.40          |
| Everest      | 1.4%           | 6.00          |
| Symphony     | 1.3%           | 5.70          |
| Thuriga      | 1.1%           | 5.10          |
| Autres       | 40.0%          | 177.70        |
| <b>Total</b> | <b>100.00%</b> | <b>444.40</b> |

### Les variétés de fraises en Valais en 2011



| Valais        |        |       |
|---------------|--------|-------|
| Variétés      | %      | ha    |
| Clery         | 48.3%  | 24.15 |
| Arosa         | 30.8%  | 15.39 |
| Marmolada     | 6.8%   | 3.42  |
| Elsinora      | 3.7%   | 1.85  |
| Galia         | 3.2%   | 1.60  |
| Mara des Bois | 1.6%   | 0.80  |
| Raurica       | 1.3%   | 0.65  |
| Madeleine     | 0.6%   | 0.30  |
| Autres        | 3.6%   | 1.80  |
| Total         | 100.0% | 49.96 |

F \ IFELV \ CENTRES DE PRODUITS \ CP PETITS FRUITS 2011 \ Document . Xls \ Surface fraises